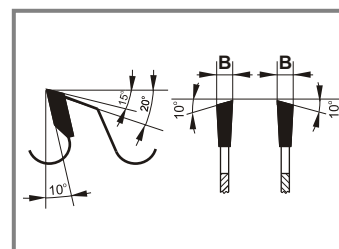


2.5 CIRCULAR SAW BLADES FOR CROSS - CUTTING OF WOOD AND WOOD - LIKE MATERIALS

PSP

10 BA

Circular saw blades used for cross - cutting of wood and for edges trimming. Can be applied to cutting of double - sided laminates or scaleboards, to cutting of chipboards, gypsum plates and MDF.



D [mm]	B [mm]	b [mm]	d [mm]	z	o ●
150	3,2	2,2	30	36	●
180	3,2	2,2	30	40	●
200	3,2	2,2	30	32	●
200	3,2	2,2	30	42	●
200	3,2	2,2	30	64	●
220	3,2	2,2	30	64	●
250	3,2	2,2	30	40	●
250	3,2	2,2	30	56	●
300	3,2	2,2	30	48	●
300	3,2	2,2	30	60	●
300	3,2	2,2	30	72	●
315	3,2	2,2	30	52	●
315	3,2	2,2	30	72	●
350	3,2	2,2	30	42	●
350	3,2	2,2	30	54	●
350	3,2	2,2	30	60	●
350	3,5	2,2	30	60	●
350	3,2	2,2	30	84	●
350	3,2	2,2	30	108	●
400	4,0	2,8	30	68	●
400	4,0	2,8	30	96	●
450	4,0	2,8	30	72	●
500	4,6	3,2	30	56	●

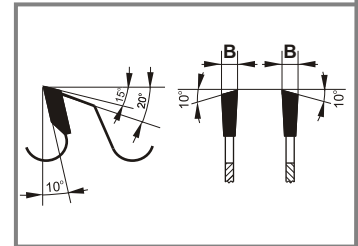
PSP

10 BA

Circular saw blade suitable for cross - cutting of dry hardwood. Saw blade has keyways and pinholes.



D [mm]	B [mm]	b [mm]	d [mm]	z	k × f × g	p × d ₁ × D/C	o ●
300	4,0	2,8	65	60	1 × 13 × 5	1 × 13 × 104	●



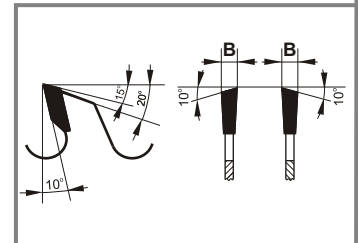
PSP

10 BA

Circular saw blade suitable for cross - cutting with laser slots.



D [mm]	B [mm]	b [mm]	d [mm]	z	o ●
250	3,2	2,2	30	80	●
300	3,2	2,2	30	96	●
350	3,2	2,2	30	84	●
350	3,2	2,2	30	108	o



PSP

5 BA

Circular saw blades with laser slots for cross - cutting of wood, back shear angle about 35°.



D [mm]	B [mm]	b [mm]	d [mm]	z	o ●
400	3,5	2,8	30	120	o
450	3,5	2,8	30	120	o

