

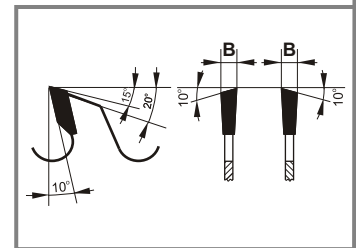
2.7 SCORING SAW BLADES AND FOR HEADS

PPD

10 BA

Scoring saw blades used for working of laminated and non-laminated chipboards and MDF. Recommended for circular saws with stationary undercutting spindle.

D [mm]	B [mm]	b [mm]	d [mm]	z	o ●
100	3,4	2,2	20	20	●
100	3,4	2,2	22	20	●
100	3,4	2,2	32	20	●
120	3,4	2,2	20	24	●
120	3,4	2,2	30	24	●
125	3,4	2,2	20	24	●
125	3,4	2,2	22	24	●
125	3,4	2,2	30	24	●
125	3,4	2,2	20	36	●
125	3,4	2,2	30	36	●
150	3,2	2,2	20	36	●
150	3,2	2,2	30	36	●
150	3,4	2,2	30	36	●
150	3,2	2,2	30	48	●
150	3,4	2,2	30	48	●
160	3,2	2,2	30	36	●
160	3,4	2,2	30	36	●

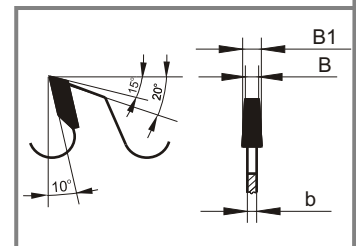


PPD

10 RA

Scoring saw blades with reverse trapezoidal cut. Suitable for circular saws with mobile undercutting spindle.

D [mm]	B [mm]	b [mm]	d [mm]	z	o ●
120	3,2/4,2	2,2	20	24	●
120	3,2/4,2	2,2	22	24	o
120	3,2/4,2	2,2	30	24	●
125	3,2/4,2	2,2	20	24	●
125	3,2/4,2	2,2	22	24	●
125	3,2/4,2	2,2	30	24	●



It's possible to make a cut RA/BA upon customer request.

PPD

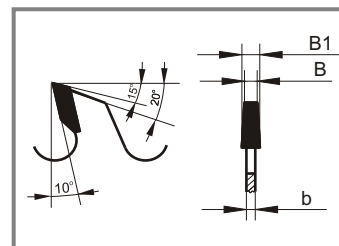
10 RA

Scoring saw blades with reverse trapezoidal cut. Suitable for circular saws with mobile undrecutting spindle. Saw blade has additionally three pinholes.



D [mm]	B [mm]	b [mm]	d [mm]	z	p × d ₁ × D/C	o ●
160	4,2/5,2	2,8	55	42	3 × 7,2 × 64	●

It's possible to make a cut RA/BA upon customer request.



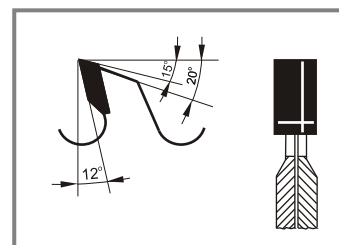
PPD

12 AA-F

Scoring saw blades - adjustable. Cutting width is regulated with shims. Correctly choice of shims permits to fit width of scoring saw cutting with primary saw blade.



D [mm]	B [mm]	d [mm]	z	o ●
100	2,8 - 3,6	20	2 × 12	●
100	2,8 - 3,6	22	2 × 12	●
120	2,8 - 3,6	20	2 × 12	●
120	2,8 - 3,6	22	2 × 12	●
125	2,8 - 3,6	20	2 × 12	●
125	2,8 - 3,6	22	2 × 12	●



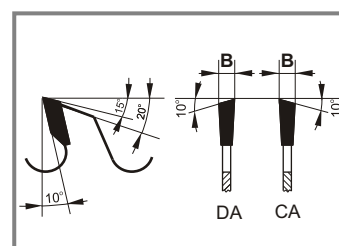
PPD

**10 CA
or
10 DA**

Scoring saw blades with left or right one - sided cut.



D [mm]	B [mm]	b [mm]	d [mm]	z	o ●
150	3,2	2,2	55	36	●



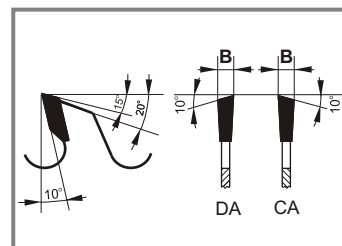
PPD

**10 DA
or
10 CA**

Scoring saw blades for heads with pinholes.



D [mm]	B [mm]	b [mm]	d [mm]	z	p × d ₂ × D/C	o ●
250	4,0	2,8	130	48	4 × 9,2 × 178	●



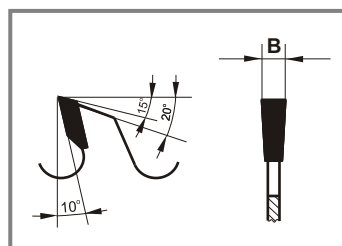
PPD

10 AA

Scoring saw blades for heads with pinholes.



D [mm]	B [mm]	b [mm]	d [mm]	z	p × d ₂ × D/C	o ●
200	4,0	2,8	80	60	4 × 6,5 × 140	●



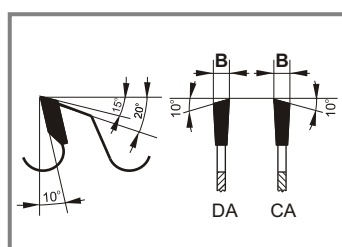
PPD

**10 CA
or
10 DA**

Scoring saw blades for heads with pinholes and with left or right one - sided cut.



D [mm]	B [mm]	b [mm]	d [mm]	z	p × d ₂ × D/C	o ●
250	3,2	2,2	60	48	6 × 8,3 × 190	●



CIRCULAR SAW BLADES